

सूचना के अधिकार अधिनियम-2005 के अध्याय -2 की
धारा-4 (1) ख (xi)

मैनुअल संख्या -11

सभी योजनाओं, प्रस्तावित व्ययों और किये गये संवितरणों पर रिपोर्ट
की विशिष्टियां उपदर्शित करते हुए अपने प्रत्येक अभिकरण को
आवंटित बजट

इस मैनुअल को तैयार करने में यद्यपि यथोचित सावधानियों बरती गयी है, तथापि इसके प्रकाशन में यदि कोई त्रुटि/सुझाव रह गयी हो तो कृपया अवस्थापना भवन, 583-ठ, राजकीय आई0टी0आई0 निरंजनपुर के सामने, माजरा, सहारनपुर रोड, देहरादून- 248001 को डाक द्वारा या टैलीफोन नम्बर 0135-2522941 या ई-मेल bridcul@gmail.com पर सूचित करें ।

1. सार्वजनिक प्राधिकरण के लिए कुल बजट
2. प्रत्येक एजेंसी और योजना एवं कार्यक्रमों के लिए बजट
3. प्रस्तावित व्यय
4. प्रत्येक एजेंसी के लिए संशोधित बजट, यदि कोई हो
5. किए गए संवितरण पर रिपोर्ट और वह स्थान जहां संबंधित रिपोर्ट उपलब्ध हैं

उपरोक्त बिन्दुओं से सम्बन्धित सूचनाएं निम्नानुसार **Balance Sheet** के माध्यम से प्रदर्शित की जा रही है।

Bridge, Ropeway, Tunnel and Other Infrastructure Development Corp. of Uttarakhand Ltd.
Opp.-ITI, Niranjanpur, Majara, Saharanpur Raod, Dehradun


Detail of Income & Expenditure for the financial year 2020-21

Amount in lakh

Sr. No.	Particuls / Head of Income	Income for the FY- 2020-21
1	Direct Income (Centage etc)	798.02
2	Other Income	622.22
Total		1420.24

Sr. No.	Particuls / Head of Expenditure	Expenditure for the FY- 2020-21
1	Staff Salary & Wages Expenses	503.05
2	EPF & Other Contribution	15.90
3	Travelling & Conveyance	2.01
4	Advertisement & Publicity Exp.	10.77
5	Audit Fees	0.00
6	Books & Periodical Exp.	0.00
7	Business Pramotion Exp.	1.24
8	Car Hire Charges	33.97
9	Office Electricity & Water Expenses	3.48
10	Office Expense	10.37
11	Postage & Telegram Exp.	0.64
12	Printing & Stationery Exp.	2.82
13	Legal & Professional Fees	11.68
14	Repair & Maintenance Expenses	2.88
15	Provision for Interest	90.84
16	Telephone Exp.	4.10
17	Property Tax	0.85
18	Traning Exp.	0.00
19	Interest Expenses	0.56
20	Office Rent	12.66
21	Charity & Donations Expenses	50.48
22	Medical Expenses	0.00
23	Meeting Expenses	0.00
24	Misc. Expenses	0.00
25	Balance w/o	0.50
26	Bank Charges	0.22
27	Prior Period Expenses	0.27
28	Depreciation and amortisation expenses	32.41
29	Deferred Tax	10.61
30	Current Year Income Tax	166.11
Total		968.42

Chief General Manager (Finance)
Bridge, Ropeway, Tunnel & Other Infrastructure
Development Corporation of
Uttarakhand Ltd. (BROCIL),
Dehradun



Bridges, Ropeway, Tunnel, and Other Infrastructure Development Corporation of Uttarakhand Ltd.
BALANCE SHEET AS AT MARCH 31, 2021

Particulars	Note	Figures at the end of current reporting period (₹)	Figures at the end of previous reporting period (₹)
I EQUITY AND LIABILITIES			
(1) Shareholders' Funds			
(a) Share capital	2	4,00,00,000	4,00,00,000
(b) Reserves and Surplus	3	15,56,72,736	11,04,90,876
		<u>19,56,72,736</u>	<u>15,04,90,876</u>
(2) Non Current Liabilities			
(a) Deferred Tax Liabilities	4	56,13,327	45,52,431
(3) Current Liabilities			
(a) Trade payables	5	6,59,83,450	4,20,01,123
(b) Other current liabilities	6	1,16,29,82,698	1,06,09,38,390
(c) Short Term Provisions	7	7,32,27,510	4,76,42,656
		<u>1,30,21,93,658</u>	<u>1,15,05,82,169</u>
		<u><u>1,50,34,79,721</u></u>	<u><u>1,30,56,25,476</u></u>
II ASSETS			
(1) Non-Current Assets			
(a) Property, Plant and Equipment and Intangible assets			
(i) Property, Plant and Equipment	8	8,90,17,150	9,13,65,711
(ii) Intangible assets under development	8 (a)	33,81,045	33,81,045
		<u>9,23,98,195</u>	<u>9,47,46,756</u>
(2) Current Assets			
(a) Trade Receivables	9	2,64,24,264	2,72,25,977
(b) Cash and Bank Balances	10	1,26,00,54,955	1,09,65,52,724
(c) Short-term loan and advances	11	5,56,00,836	2,02,37,752
(d) Other Current Assets	12	6,90,01,471	6,68,62,267
		<u>1,41,10,81,526</u>	<u>1,21,08,78,720</u>
		<u><u>1,50,34,79,721</u></u>	<u><u>1,30,56,25,476</u></u>

Significant accounting policies

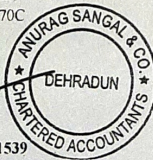
1

The notes referred to above form an integral part of the financial statements

As per our report attached

FOR ANURAG SANGAL & CO.
Chartered Accountants
Firm Reg. No. : 004670C

Anurag Sangal
Anurag Sangal
(Partner)
Membership No. 071539



Place : Dehradun
Date : 09-11-2022
UDIN : 22071539BDEJQQ6400

For and on behalf of the Board of Directors of
Bridges, Ropeway, Tunnel, and Other Infrastructure Development Corporation
of Uttarakhand Ltd.

Kundan Singh
Kundan Singh
(Managing Director)
Din-08895815

Dinesh Chandra Lohni
(Director)

Dinesh Chandra Lohni
Dinesh Chandra Lohni
(Chief General Manager - Finance)


Bridges, Ropeway, Tunnel, and Other Infrastructure Development Corporation of Uttarakhand Ltd.
STATEMENT OF PROFIT & LOSS FOR THE YEAR ENDED MARCH 31, 2021

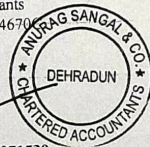
Particulars	Note	Figures at the end of current reporting period (₹)	Figures at the end of previous reporting period (₹)
I Revenue from Operations	13	1,07,71,99,277	74,06,46,930
II Other Revenue	14	6,22,22,628	4,84,00,984
III Total Income I + II		1,13,94,21,905	78,90,47,914
IV Expenses:			
Cost of material consumed	15	99,73,97,278	69,51,36,191
Employee benefits expense	16	5,18,94,717	4,74,17,745
Finance costs	17	21,598	24,77,102
Depreciation and amortisation expenses	8	32,40,818	29,90,376
Other Expenses	18	2,39,86,232	1,09,97,824
Total expenses		1,07,65,40,643	75,90,19,238
V Profit/(Loss) before exceptional and extraordinary items (III-IV)		6,28,81,262	3,00,28,676
VI Prior Period Items	19	27,139	-
VII Exceptional items		6,28,54,123	3,00,28,676
VIII Profit/(Loss) before extraordinary items (V-VI-VII)		6,28,54,123	3,00,28,676
IX Extraordinary items		6,28,54,123	3,00,28,676
X Profit / (Loss) Before Tax (VIII-IX)			
XI Tax expense:			
(1) Current Tax		1,66,11,367	81,19,749
(2) Deferred Tax		10,60,896	16,90,310
XII Profit/ (Loss) after Tax (X-XI)		4,51,81,860	2,02,18,617
XIII Earnings per equity share (face value of Rs. 10 per share)			
(1) Basic		1,130	505
(2) Diluted		1,130	505

Significant accounting policies

1

The notes referred to above form an integral part of the financial statements

FOR ANURAG SANGAL & CO.
 Chartered Accountants
 Firm Reg. No. : 004670

Anurag Sangal
 (Partner)
 Membership No. 071539




Place : Dehradun
 Date : 09-11-2022
 UDIN : 22071539BDEJQQ6400

For and on behalf of the Board of Directors of
**Bridges, Ropeway, Tunnel, and Other Infrastructure
 Development Corporation of Uttarakhand Ltd.**


Kundan Singh
 (Managing Director)
 Din-08895813

(Director)


Dinesh Chandra Lohni
 (Chief General Manager - Finance)

Bridge, Ropeway, Tunnel and Other Infrastructure Development Corp. of Uttarakhand Ltd.
Opp.-ITI , Niranjanpur, Majara, Saharanpur Raod, Dehradun

BALANCE SHEET AS AT 31ST MARCH, 2020

PARTICULARS	Note No.	Amount in Rupees	
		Current Year	Previous Year
A. EQUITY AND LIABILITIES :			
SHAREHOLDER'S FUNDS :			
(a) Share capital	1	4,00,00,000	4,00,00,000
(b) Reserves and Surplus	2	11,04,90,876	9,02,72,259
NON-CURRENT LIABILITIES :			
(a) Long Term Borrowings	3	-	3,00,00,000
(b) Deferred Tax Liability(Net)	4	45,52,431	28,62,121
CURRENT LIABILITIES :			
(a) Trade payables	5	4,20,01,123	5,02,96,938
(b) Other current liabilities	6	1,09,75,38,271	77,23,18,160
(c) Short Term Provisions	7	1,10,42,775	1,15,52,790
TOTAL (A)		1,30,56,25,477	99,73,02,268
B. ASSETS :			
NON-CURRENT ASSETS :			
(a) Fixed Assets :			
(i) Tangible assets	8	9,13,65,711	9,33,62,719
(ii) Capital Work-in-Progress		-	-
(b) Other Non Current Assets	9	-	-
CURRENT ASSETS:			
(a) Trade receivables	10	1,23,59,767	4,73,63,786
(b) Cash and cash equivalents	11	1,09,65,52,724	79,04,82,672
(c) Short-term loans and advances	12	4,88,42,078	2,34,86,036
(d) Other Current Assets	13	5,65,05,197	4,26,07,055
TOTAL (B)		1,30,56,25,477	99,73,02,268

Notes to Balance Sheet & Statement of Profit & Loss
Significant Accounting Policies
In terms of our separate report attached

1 to 21
22

For and on behalf of the Board of Directors

Amit & Nitin
Chartered Accountants

CA Nitin Kumar
Mem No: 098302
FRN No : 020595N
Date : 03.02.2021
Place : Dehradun
UDIN:- 21098302AAAABE8214

(Kundan Singh)
Managing Director

Director

(Dinesh Chandra Lohni)
Chief General Manager(Finance)

Bridge, Ropeway, Tunnel and Other Infrastructure Development Corp. of Uttarakhand Ltd.
Opp.-ITI, Niranjanpur, Majara, Saharanpur Raod, Dehradun

STATEMENT OF PROFIT & LOSS FOR THE YEAR ENDED 31 ST MARCH,2020

PARTICULARS	Note No.	Amount in Rupees	
		Current Year	Previous Year
I REVENUE FROM OPERATIONS			
(a) Revenue from Projects	14	74,03,22,830	51,47,80,017
(b) Other Income	15	4,87,25,085	4,87,73,162
Total Revenue (a) + (b)		78,90,47,914	56,35,53,179
II EXPENSES :			
(c) Project Expenses	16	69,51,36,191	46,68,98,008
(d) Employee Benefit Expenses	17	4,74,17,745	4,45,55,686
(e) Finance costs	18	24,77,102	50,80,250
(f) Depreciation & amortization expense	19	29,90,376	28,71,241
(g) Other expenses	20	1,09,97,824	96,53,977
Total Operating Expenses (c)+(d)+(e)+(f)+(g)		75,90,19,238	52,90,59,162
III Profit/(Loss) before exceptional and extraordinary items (I-II)		3,00,28,677	3,44,94,017
IV Extraordinary/Exceptional Items		-	-
V Profit / (Loss) Before Tax		3,00,28,677	3,44,94,017
VI Tax Expense :			
(a) Current tax (Aprox)		81,19,749	89,11,046
(b) Deferred Tax		16,90,310	13,77,578
Prior Year Expenses		-	27,69,236
VII Profit/ (Loss) for the year from continuing operations		2,02,18,617	2,14,36,157
VIII Earnings Per equity share			
Equity share of face value Rs 1,000 each			
(1) Basic (Rs.)		505	536
(2) Diluted (Rs.)		505	536

Notes to Balance Sheet & Statement of Profit & Loss

1 to 21

Significant Accounting Policies

22

In terms of our separate report attached

For and on behalf of the Board of Directors

Amit & Nitin
Chartered Accountants

CA Nitin Kumar


Mem No: 098302

FRN No : 020595N

Date : 03.02.2021

Place : Dehradun

UDIN:- 21098302AAAABE8214



(Kundan Singh)
Managing Director

(Dinesh Chandra Lohani)
Director

(Dinesh Chandra Lohani)
Chief General Manager(Finance)

Bridge, Ropeway, Tunnel and Other Infrastructure Development Corp. of Uttarakhand Ltd.
Opp.-ITI , Niranjanpur, Majara, Saharanpur Raod, Dehradun

BALANCE SHEET AS AT 31ST MARCH, 2019

PARTICULARS	Note No.	Amount in Rupees	
		Current Year	Previous Year
A. EQUITY AND LIABILITIES :			
SHAREHOLDER'S FUNDS :			
(a) Share capital	1	4,00,00,000	4,00,00,000
(b) Reserves and Surplus	2	9,02,72,259	6,88,36,102
NON-CURRENT LIABILITIES :			
(a) Long Term Borrowings	3	3,00,00,000	5,00,00,000
(b) Deferred Tax Liability(Net)	4	28,62,121	49,565
CURRENT LIABILITIES :			
(a) Trade payables	5	5,02,96,938	3,67,18,605
(b) Other current liabilities	6	77,23,18,160	76,91,24,983
(c) Short Term Provisions	7	1,15,52,790	1,14,10,696
TOTAL (A)		99,73,02,268	97,61,39,951
B. ASSETS :			
NON-CURRENT ASSETS :			
(a) Fixed Assets :			
(i) Tangible assets	8	9,33,62,719	9,56,81,246
(ii) Capital Work-in-Progress		-	-
(b) Other Non Current Assets	9	-	-
CURRENT ASSETS:			
(a) Trade receivables	10	4,73,63,786	2,04,21,490
(b) Cash and cash equivalents	11	79,04,82,672	77,04,50,130
(c) Short-term loans and advances	12	2,34,86,036	2,14,13,731
(d) Other Current Assets	13	4,26,07,055	6,81,73,353
TOTAL (B)		99,73,02,268	97,61,39,951

Notes to Balance Sheet & Statement of Profit & Loss
Significant Accounting Policies

1 to 21
22

In terms of our report *Attached*

For and on behalf of the Board of Directors

Amit & Nitin
Chartered Accountants



(Kundan Singh)
Managing Director

CA Amit & Nitin

Director
Director

Mem No: 098302

FRN No : 020595N

Date : 16.11.2020

Place : Dehradun

(Dinesh Chandra Lohni)
Chief General Manager(Finance)

UDIN → 20098302AAAAEB3573

Bridge, Ropeway, Tunnel and Other Infrastructure Development Corp. of Uttarakhand Ltd.
Opp.-ITI, Niranjanpur, Majara, Saharanpur Raod, Dehradun

STATEMENT OF PROFIT & LOSS FOR THE YEAR ENDED 31 ST MARCH, 2019

PARTICULARS	Note No.	Amount in Rupees	
		Current Year	Previous Year
I REVENUE FROM OPERATIONS			
(a) Revenue from Projects	14	51,47,80,017	50,10,92,023
(b) Other Income	15	4,87,73,162	5,03,53,246
Total Revenue (a) + (b)		56,35,53,179	55,14,45,269
II EXPENSES :			
(c) Project Expenses	16	46,68,98,008	46,04,43,318
(d) Employee Benefit Expenses	17	4,45,55,686	3,43,50,076
(e) Finance costs	18	50,80,250	50,14,053
(f) Depreciation & amortization expense	19	28,71,241	26,49,320
(g) Other expenses	20	96,53,977	98,20,640
Total Operating Expenses (c)+(d)+(e)+(f)+(g)		52,90,59,162	51,22,77,406
III Profit/(Loss) before exceptional and extraordinary items (I-II)		3,44,94,017	3,91,67,862
IV Extraordinary/Exceptional Items		-	-
V Profit/ (Loss) Before Tax		3,44,94,017	3,91,67,862
VI Tax Expense :			
(a) Current tax		89,11,046	1,08,84,624
(b) Deferred Tax		13,77,578	-
(c) MAT credit availed		-	7,74,515
Prior Year Expenses		27,69,236	-
VII Profit/ (Loss) for the year from continuing operations		2,14,36,157	2,75,08,723
VIII Earnings Per equity share			
Equity share of face value Rs 1,000 each			
(1) Basic (Rs.)		536	688
(2) Diluted (Rs.)		536	688

Notes to Balance Sheet & Statement of Profit & Loss

1 to 21

Significant Accounting Policies

22

In terms of our report

Amit & Nitin

Chartered Accountants

CA Amit & Nitin

Mem No: 098302

FRN No : 020595N



For and on behalf of the Board of Directors

(Kundan Singh)
Managing Director

Director

(Dinesh Chandra Lohni)
Chief General Manager (Finance)

Date: 16.11.2020

Place: Dehradun

UDIN-20098302AAAEB3573

Bridge, Ropeway, Tunnel and Other Infrastructure Development Corp. of Uttarakhand Ltd.
Opp.-ITI , Niranjanpur, Majara, Saharanpur Raod, Dehradun

BALANCE SHEET AS AT 31ST MARCH, 2018

PARTICULARS	Note No.	Amount in Rupees	
		Current Year	Previous Year
A. EQUITY AND LIABILITIES :			
SHAREHOLDER'S FUNDS :			
(a) Share capital	1	4,00,00,000	4,00,00,000
(b) Reserves and Surplus	2	6,88,36,102	4,13,27,378
NON-CURRENT LIABILITIES :			
(a) Long Term Borrowings	3	5,00,00,000	5,00,00,000
(c) Defferred Tax Liability(Net)	4	49,565	49,565
CURRENT LIABILITIES :			
(a) Trade payables	5	3,67,18,605	58,44,787
(b) Other current liabilities	6	76,91,24,983	76,45,38,377
(c) Short Term Provisions	7	1,14,10,696	1,78,06,422
TOTAL (A)		97,61,39,951	91,95,66,529
B. ASSETS :			
NON-CURRENT ASSETS :			
(a) Fixed Assets :			
(i) Tangible assets	8	9,56,81,246	1,72,01,169
(ii) Capital Work-in-Progress		-	7,64,52,474
(b) Other Non Current Assets	9	-	-
CURRENT ASSETS:			
(a) Trade receivables	10	2,04,21,490	46,31,565
(b) Cash and cash equivalents	11	77,04,50,130	71,72,59,368
(c) Short-term loans and advances	12	2,14,13,731	4,23,75,779
(d) Other Current Assets	13	6,81,73,353	6,16,46,174
TOTAL (B)		97,61,39,951	91,95,66,529

Notes to Balance Sheet & Statement of Profit & Loss
Significant Accounting Policies
In terms of our report attached

1 to 21
22

For and on behalf of the Board of Director:

Amit & Nitin FEN No. 020595N
Chartered Accountants

(Manoj Kumar Semwal)
Managing Director
Director

Amit & Nitin
Mem No :- 098302
Date : 11-12-2019
Place : Dehradun



(Dinesh Chandra Lohn)
Chief General Manager(Finance)

UDIND 19098302 AAAAIB8288

Bridge, Ropeway, Tunnel and Other Infrastructure Development Corp. of Uttarakhand Ltd.
Opp.-ITI, Niranjapur, Majara, Saharanpur Raod, Dehradun

STATEMENT OF PROFIT & LOSS FOR THE YEAR ENDED 31 ST MARCH, 2018

PARTICULARS	Note No.	Amount in Rupees	
		Current Year	Previous Year
I REVENUE FROM OPERATIONS			
(a) Revenue from Projects	14	50,10,92,023	36,45,28,576
(b) Other Income	15	5,03,53,246	3,76,77,037
Total Revenue (a) + (b)		55,14,45,269	40,22,05,613
II EXPENSES :			
(c) Project Expenses	16	46,04,43,318	33,43,89,333
(d) Employee Benefit Expenses	17	3,43,50,076	3,31,18,476
(e) Finance costs	18	50,14,053	50,11,110
(f) Depreciation & amortization expense	19	26,49,320	87,642
(g) Other expenses	20	98,20,640	88,34,394
Total Operating Expenses (c)+(d)+(e)+(f)+(g)		51,22,77,406	38,14,40,954
III Profit/(Loss) before exceptional and extraordinary items (I-II)		3,91,67,862	2,07,64,659
IV Extraordinary/Exceptional Items			-
V Profit / (Loss) Before Tax		3,91,67,862	2,07,64,659
VI Tax Expense :			
(a) Current tax		1,08,84,624	63,50,873
(b) Deferred Tax		-	-
(c) Prier Year Taxes		7,74,515	-
Prior Year Expenses		-	-
VII Profit/ (Loss) for the year from continuing operations		2,75,08,723	1,44,13,786
VIII Earnings Per equity share			
Equity share of face value Rs 1,000 each			
(1) Basic (Rs.)		688	360
(2) Diluted (Rs.)		688	360

Notes to Balance Sheet & Statement of Profit & Loss
Significant Accounting Policies
In terms of our report attached

1 to 21
22

Amit & Nitin *FRN No. 020595N*
Chartered Accountants

Amit & Nitin
Mem No: 098302



Date: 11-12-2019
Place: Dehradun

UDIN-19098302AAAAIB0200

For and on behalf of the Board of Directors:

Manoj
(Manoj Kumar Semwal
Managing Director)

Dinesh
Direct
(Dinesh Chandra Lohr
Chief General Manager (Finance))

Bridge, Ropeway, Tunnel and Other Infrastructure Development Corp. of Uttarakhand Ltd.
Opp.-ITI, Niranjanpur, Majara, Saharanpur Raod, Dehradun

BALANCE SHEET AS AT 31ST MARCH, 2017

PARTICULARS	Note No.	Amount in Rupees	
		Current Year	Previous Year
A. EQUITY AND LIABILITIES :			
<u>SHAREHOLDER'S FUNDS :</u>			
(a) Share capital	1	4,00,00,000	4,00,00,000
(b) Reserves and Surplus	2	4,13,27,378	2,70,71,063
<u>NON-CURRENT LIABILITIES :</u>			
(a) Long Term Borrowings	3	5,00,00,000	5,00,00,000
(c) Defferred Tax Liability(Net)	4	49,565	61,097
<u>CURRENT LIABILITIES :</u>			
(a) Trade payables	5	58,44,787	31,97,182
(b) Other current liabilities	6	76,45,38,377	46,82,79,115
(c) Short Term Provisions	7	1,78,06,422	68,97,590
TOTAL (A)		91,95,66,529	59,55,06,047

B. ASSETS :

NON-CURRENT ASSETS :

(a) Fixed Assets :			
(i) Tangible assets	8	1,72,01,169	2,51,278
(ii) Capital Work-in-Progress		7,64,52,474	-
(b) Other Non Current Assets	9	-	-

CURRENT ASSETS:

(a) Trade receivables	10	46,31,565	-
(b) Cash and cash equivalents	11	71,72,59,368	50,15,67,285
(c) Short-term loans and advances	12	4,23,75,779	5,76,77,487
(d) Other Current Assets	13	6,16,46,174	3,60,09,997

TOTAL (B)		91,95,66,529	59,55,06,047
--------------------	--	---------------------	---------------------

Notes to Balance Sheet & Statement of Profit & Loss

1 to 21

Significant Accounting Policies

22

In terms of our report attached

For and on behalf of the Board of Directors

Amit & Nitin

Chartered Accountants

CA Nitin Kumar

Mem No 098302

FRN No. 020595N

Date :

Place : Dehradun



(Manoj Kumar Semwal)
Managing Director

Director

(Pramod Kumar Joshi)
Chief General Manager(Finance)

Bridge, Ropeway, Tunnel and Other Infrastructure Development Corp. of Uttarakhand Ltd.
Opp.-ITI , Niranjanpur, Majara, Saharanpur Raod, Dehradun

STATEMENT OF PROFIT & LOSS FOR THE YEAR ENDED 31 ST MARCH,2017

PARTICULARS	Note No.	Amount in Rupees	
		Current Year	Previous Year
I REVENUE FROM OPERATIONS			
(a) Revenue from Projects	14	36,45,28,576	37,68,16,739
(b) Other Income	15	3,76,77,037	3,75,15,956
Total Revenue (a) + (b)		40,22,05,613	41,43,32,695
II EXPENSES :			
(c) Project Expenses	16	33,43,89,333	34,89,92,765
(d) Employee Benefit Expenses	17	3,31,18,476	3,02,70,483
(e) Finance costs	18	50,11,110	15,397
(f) Depreciation & amortization expense	19	87,642	2,19,877
(g) Other expenses	20	88,34,394	1,08,98,924
Total Operating Expenses (c)+(d)+(e)+(f)+(g)		38,14,40,954	39,03,97,446
III Profit/(Loss) before exceptional and extraordinary items (I-II)		2,07,64,659	2,39,35,249
IV Extraordinary/Exceptional Items		-	-
V Profit / (Loss) Before Tax		2,07,64,659	2,39,35,249
VI Tax Expense :			
(a) Current tax		63,50,873	94,74,329
(b) Deferred Tax		-	(11,532)
Prior Year Expenses		-	10,37,841
VII Profit/ (Loss) for the year from continuing operations		1,44,13,786	1,34,11,547
VIII Earnings Per equity share			
Equity share of face value Rs 1,000 each			
(1) Basic (Rs.)		360	335
(2) Diluted (Rs.)		360	335
Notes to Balance Sheet & Statement of Profit & Loss	1 to 21		
Significant Accounting Policies	22		
In terms of our report attached			

Amit & Nitin
Chartered Accountants

CA Nitin Kumar
Mem No 092302
FRN No. 020595N

Date :

Place : Dehradun



For and on behalf of the Board of Directors

(Manoj Kumar Semwal)
Managing Director

(Pramod Kumar Joshi)
Director

(Pramod Kumar Joshi)
Chief General Manager(Finance)